



Body Size

3/4" up to 1 1/2"

Parker Profile

6100-Series

**Technical Description**

Screw-to-connect coupling. Connection and disconnection possible with full system pressure. Compatible with a broad range of media. Limited fluid spillage during disconnection.

**Advantages**

Bonded valve seal permits full pressure connect and disconnect without seal washout. Heavy-duty wing nut, ruggedly built, specifically to withstand the hammer blows, used to tighten and loosen this coupler. Flush-faced poppet valve

for reduced spillage during disconnection. Connection indicator: visual check for complete connection of the couplings. The flange is designed to give a positive "no-slip" bulkhead mounting to reduce down-time.

**Applications**

- Dump trailers: to connect the tractor to wet-line hydraulic systems
- Connection of hydraulic lines on oil field equipment like power tongs, swivels and mobile drilling rings.
- Submersible pumps, engine test stands
- Applications where heavy-duty couplings are required

**Working Temperature**

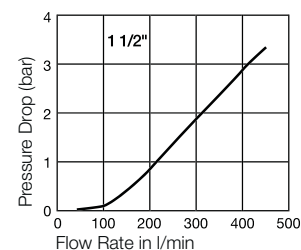
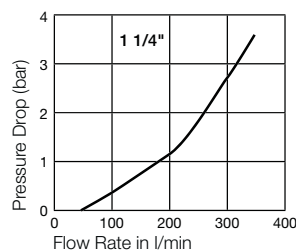
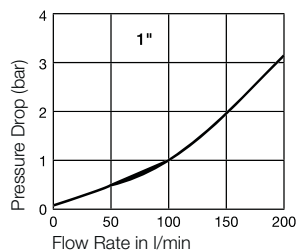
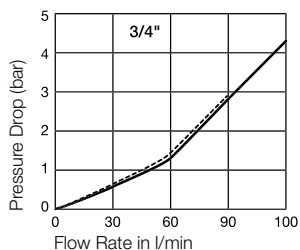
-40°C up to +110°C (NBR) depending on the medium.

**Working pressure**

| Body Size | Max. operating pressure connected |
|-----------|-----------------------------------|
| 3/4"      | 210 bar                           |
| 1"        | 210 bar                           |
| 1 1/4"    | 190 bar                           |
| 1 1/2"    | 175 bar                           |

| Material Coupling | Standard        |
|-------------------|-----------------|
| Coupling Body     | Brass           |
| Sleeve            | Steel           |
| Back-up Ring      | PTFE            |
| Valve             | Brass           |
| Springs           | Stainless Steel |
| Seals             | NBR             |

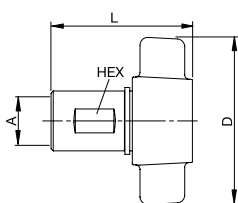
| Material Plug | Standard        |
|---------------|-----------------|
| Plug Body     | Brass           |
| Valve         | Brass           |
| Springs       | Stainless Steel |
| Seals         | NBR             |

**Flow Capacity with Oil with Viscosity of 43cSt at 38°C as per ISO 7241/2-2000**

— Female thread 1/2" - 14  
 ..... Female thread 3/4" - 18

## Couplings with wing nut

## 6100-Series

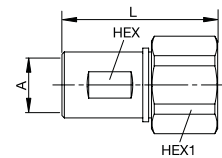


| Body Size | Connection A    | Thread | Hex      | Hex1 | D mm  | L mm  | Weight gr. | Part Number  |
|-----------|-----------------|--------|----------|------|-------|-------|------------|--------------|
| 3/4"      | 1/2"            | BSPP   | 1 5/32"  |      | 102,6 | 75,9  | 600        | 6125-08-BSPP |
| 3/4"      | 3/4"            | BSPP   | 1 5/32"  |      | 102,6 | 79,8  | 560        | 6125-12-BSPP |
| 3/4"      | 1/2" - 14       | NPTF   | 1 5/32"  |      | 102,6 | 75,9  | 590        | 6125-08      |
| 3/4"      | 3/4" - 14       | NPTF   | 1 5/32"  |      | 102,6 | 79,8  | 572        | 6125-12      |
| 1"        | 1"              | BSPP   | 1 7/16"  |      | 111,3 | 96,5  | 869        | 6125-16-BSPP |
| 1"        | 1" - 11 1/2     | NPTF   | 1 7/16"  |      | 111,3 | 96,5  | 857        | 6125-16      |
| 1 1/4"    | 1 1/4"          | BSPP   | 1 25/32" |      | 132,1 | 103,8 | 1221       | 6125-20-BSPP |
| 1 1/4"    | 1 1/4" - 11 1/2 | NPTF   | 1 25/32" |      | 132,1 | 103,8 | 1288       | 6125-20      |
| 1 1/2"    | 1 1/2"          | BSPP   | 2"       |      | 135,1 | 108,5 | 1733       | 6125-24-BSPP |
| 1 1/2"    | 1 1/2" - 11 1/2 | NPTF   | 2"       |      | 135,1 | 108,5 | 1687       | 6125-24      |

Female Thread

## Couplings with hexagon nut

## 6100-Series

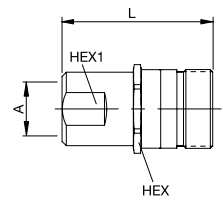


| Body Size | Connection A    | Thread | Hex      | Hex1   | D mm | L mm  | Weight gr. | Part Number |
|-----------|-----------------|--------|----------|--------|------|-------|------------|-------------|
| 3/4"      | 1/2" - 14       | NPTF   | 1 5/32"  | 1 3/4" |      | 81,8  | 485        | 6135-08     |
| 3/4"      | 3/4" - 14       | NPTF   | 1 5/32"  | 1 3/4" |      | 81,8  | 485        | 6135-12     |
| 1"        | 1" - 11 1/2     | NPTF   | 1 7/16"  | 2 1/8" |      | 98,3  | 739        | 6135-16     |
| 1 1/4"    | 1 1/4" - 11 1/2 | NPTF   | 1 25/32" | 2 1/2" |      | 105,6 | 1120       | 6135-20     |

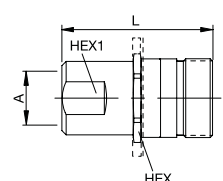
Female Thread

## Plugs

## 6100-Series



| Body Size | Connection A    | Thread | Hex    | Hex1    | D mm | L mm  | Weight gr. | Part Number  |
|-----------|-----------------|--------|--------|---------|------|-------|------------|--------------|
| 3/4"      | 1/2"            | BSPP   | 1 5/8" | 1 3/16" |      | 79    | 416        | 6105-08-BSPP |
| 3/4"      | 3/4"            | BSPP   | 1 5/8" | 1 3/16" |      | 83,8  | 349        | 6105-12-BSPP |
| 3/4"      | 1/2" - 14       | NPTF   | 1 5/8" | 1 3/16" |      | 79    | 374        | 6105-08      |
| 3/4"      | 3/4" - 14       | NPTF   | 1 5/8" | 1 3/16" |      | 82    | 358        | 6105-12      |
| 1"        | 1"              | BSPP   | 1 7/8" | 1 9/16" |      | 90,2  | 571        | 6105-16-BSPP |
| 1"        | 1" - 11 1/2     | NPTF   | 1 7/8" | 1 9/16" |      | 90,2  | 589        | 6105-16      |
| 1 1/4"    | 1 1/4"          | BSPP   | 2 1/8" | 1 7/8"  |      | 94,2  | 754        | 6105-20-BSPP |
| 1 1/4"    | 1 1/4" - 11 1/2 | NPTF   | 2 1/8" | 1 7/8"  |      | 94,2  | 741        | 6105-20      |
| 1 1/2"    | 1 1/2"          | BSPP   | 2 1/2" | 2 3/16" |      | 104,6 | 1155       | 6105-24-BSPP |
| 1 1/2"    | 1 1/2" - 11 1/2 | NPTF   | 2 1/2" | 2 3/16" |      | 104,6 | 988        | 6105-24      |

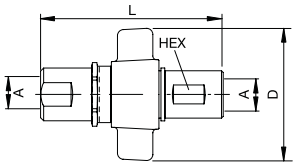
|        |                 |      |        |         |  |       |     |         |
|--------|-----------------|------|--------|---------|--|-------|-----|---------|
| 3/4"   | 1/2" - 14       | NPTF | 1 5/8" | 1 3/16" |  | 79    | 374 | 6115-08 |
| 3/4"   | 3/4" - 14       | NPTF | 1 5/8" | 1 3/16" |  | 82    | 358 | 6115-12 |
| 1"     | 1" - 11 1/2     | NPTF | 1 7/8" | 1 9/16" |  | 90,2  | 589 | 6115-16 |
| 1 1/4" | 1 1/4" - 11 1/2 | NPTF | 2 1/8" | 1 7/8"  |  | 94,2  | 741 | 6115-20 |
| 1 1/2" | 1 1/2" - 11 1/2 | NPTF | 2 1/2" | 2 3/16" |  | 104,6 | 988 | 6115-24 |

Female Thread - without flange

Female Thread - with flange

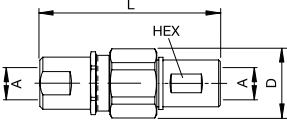
## Complete Set with wing nut (Male + Female)

## 6100-Series

|  | Body Size | Connection A    | Thread | Hex      | Hex1 | D mm  | L mm  | Weight gr. | Part Number |
|--|-----------|-----------------|--------|----------|------|-------|-------|------------|-------------|
|  <p>Female Thread</p> | 3/4"      | 1/2" - 14       | NPTF   | 1 5/32"  |      | 102,6 | 132,1 |            | 6100-08     |
|  | 3/4"      | 3/4" - 14       | NPTF   | 1 5/32"  |      | 102,6 | 132,1 |            | 6100-12     |
|  | 1"        | 1" - 11 1/2     | NPTF   | 1 7/16"  |      | 111,3 | 152,1 |            | 6100-16     |
|  | 1 1/4"    | 1 1/4" - 11 1/2 | NPTF   | 1 25/32" |      | 132,1 | 160,8 |            | 6100-20     |
|  | 1 1/2"    | 1 1/2" - 11 1/2 | NPTF   | 2"       |      | 135,1 | 166,4 |            | 6100-24     |

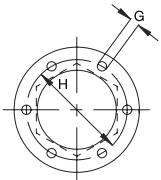
## Complete Set with hexagon nut (Male + Female)

## 6100-Series

|  | Body Size | Connection A    | Thread | Hex      | Hex1 | D mm  | L mm  | Weight gr. | Part Number |
|--|-----------|-----------------|--------|----------|------|-------|-------|------------|-------------|
|  <p>Female Thread</p> | 3/4"      | 1/2" - 14       | NPTF   | 1 5/32"  |      | 102,6 | 132,1 |            | 6120-08     |
|  | 3/4"      | 3/4" - 14       | NPTF   | 1 5/32"  |      | 102,6 | 132,1 |            | 6120-12     |
|  | 1"        | 1" - 11 1/2     | NPTF   | 1 7/16"  |      | 111,3 | 152,1 |            | 6120-16     |
|  | 1 1/4"    | 1 1/4" - 11 1/2 | NPTF   | 1 25/32" |      | 132,1 | 160,8 |            | 6120-20     |
|  | 1 1/2"    | 1 1/2" - 11 1/2 | NPTF   | 2"       |      | 135,1 | 166,4 |            | 6120-24     |



## Flange

## 6100-Series

|  | Body Size | G mm | H mm | Part Number |
|--|-----------|------|------|-------------|
|  <p>Female Thread</p> | 3/4"      | 5,3  | 54,0 | 6107-08     |
|  | 1"        | 5,3  | 60,3 | 6107-16     |
|  | 1 1/4"    | 5,3  | 66,7 | 6107-20     |
|  | 2 1/2"    | 7,1  | 82,6 | 6107-24     |

## Dust Protection

## 6100-Series

|   | Body Size | Version      | Part Number |
|---|-----------|--------------|-------------|
|  | 3/4"      | for coupling | 6109-08     |
|   | 1"        | for coupling | 6109-16     |
|   | 1 1/4"    | for coupling | 6109-20     |
|   | 1 1/2"    | for coupling | 6109-24     |
|  | 3/4"      | for plug     | 6108-08     |
|   | 1"        | for plug     | 6108-16     |
|   | 1 1/4"    | for plug     | 6108-20     |
|   | 1 1/2"    | for plug     | 6108-24     |

